



ACCOUNTABILITY REPORTS

**This sampling from multiple actual reports provides a picture of the breadth and detail in these Team Member and Resident Care Service reviews. Team Member and Resident Care Service reviews are at a frequency that best fits your schedule and are customized to your needs.*

Key Stats

Total visits
53

Worksite Visits
52

Chaplain Engagements
174

Total Discussions 222

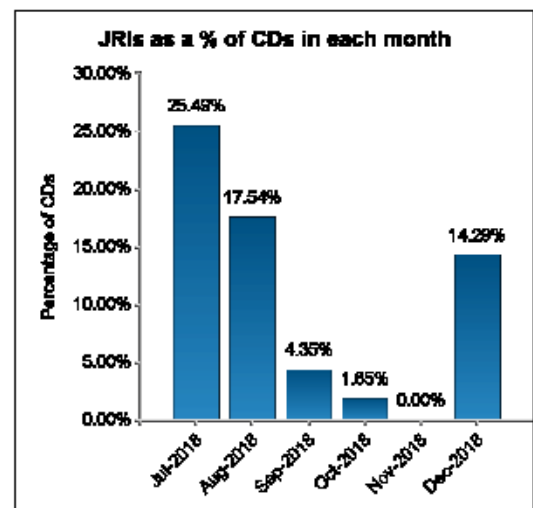
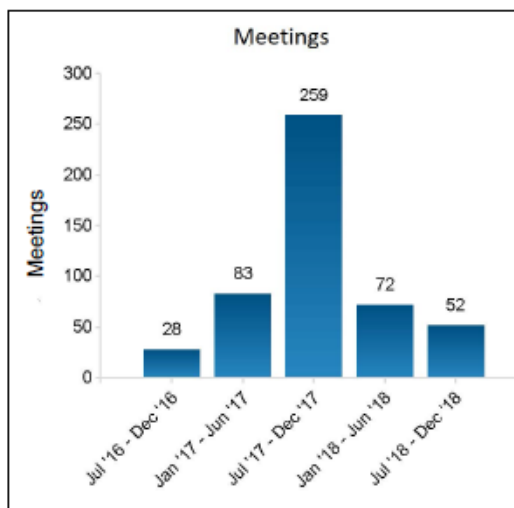
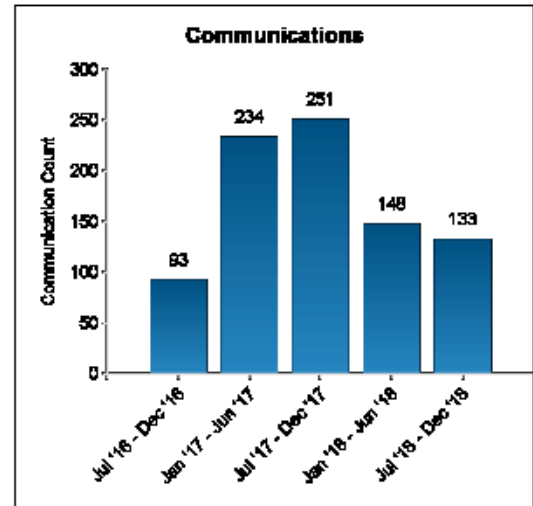
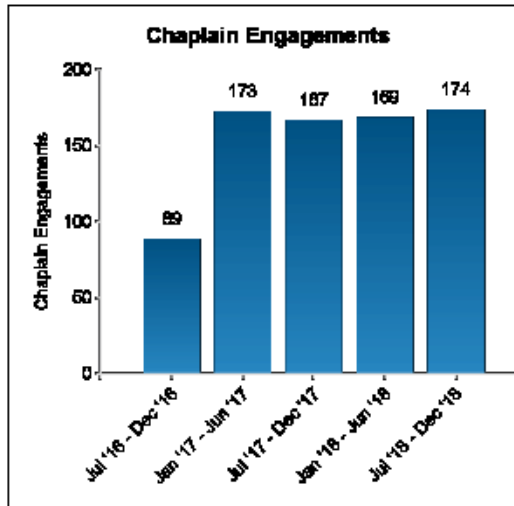
Positive Discussions
50

Company Leader Interactions
120

Job Related Incidents
27

Communications
133

Meetings
494



Top 5 Discussion Issues Compared

Jun 2018 - Dec 2018			Jul 2018 - Dec 2018		
Family	128	35.65%	Family	101	45.50%
Health / Illness	67	18.66%	Discouragement	44	19.82%
Discouragement	54	15.04%	Stress	22	9.91%
Stress	46	12.81%	Health / Illness	21	9.46%
Children/Parenting	15	4.18%	Children/Parenting	8	3.60%



*Excellent Chaplains
Exceptional Care
Every Employee*

Ask us about our MyChap App!

Company Activity Report
ABC Company* from Jan-2019 to Dec-2019
Various Locations

Location of Chaplain Team Activities

<u>Activity Setting</u>	<u>Visits</u>
Work Site	323
Hospital	15
Other Location (Specify in Setting Notes)	12
Funeral Home	8
Employee Home	6
Jail	3
Total	367

Chaplain Team Activities

<u>Confidential Discussions</u>	<u>Activities</u>
Long Discussions	275
Short Discussions	656
Total Confidential Discussions	931

<u>Top 5 Confidential Discussion Topics</u>	<u>Number</u>	<u>Percentage</u>
Health / Illness	443	43.84%
Family	379	20.44%
Stress	180	9.19%
Discouragement	82	5.01%
Anxiety/Fear	17	4.25%

<u>Chaplain Engagement</u>	<u>Activities</u>
Positive Discussions	916
Company Leader / HR Interactions	42
Total Chaplain Engagement	958

<u>Communications</u>	<u>Activities</u>
Notes/Cards	916
Email	1265
Phone	679
Text	1462
Other Written Projects	425
Articles for Company Newsletter	34
Letter Written for Company Management	12
Total Communications	4793

<u>Job Related Incident</u>	<u>Activities</u>
Conflict w/Supervision	103
Retention Discussion	76
Conflict with Co-Worker	67
Safety Related Concerns	32
Fear of Staff Reduction	28
Benefits/Compensation	16
Total Job Related Incident	322

<u>Referrals</u>	<u>Activities</u>
Counseling	14
Other	13
Support Group	11
Recovery/Rehabilitation	9
Church	12
Social Services	6
Financial Consultation	1
Total Referrals	66

<u>Employee Care Program Orientation</u>	<u>Activities</u>	<u>Attendees</u>
Individual	58	210
Resident/Patient Initial Assessment	3	50
Small Group	19	72
Total Employee Care Program Orientation	80	332

<u>Inspirational Activity</u>	<u>Activities</u>	<u>Attendees</u>
Company Requested Prayer/Devotional/Service	18	87
Company Requested Memorial Service	12	451
National Day of Prayer	18	700
Invocation	3	370
Benevolence	3	21
Total Inspirational Activity	54	1629

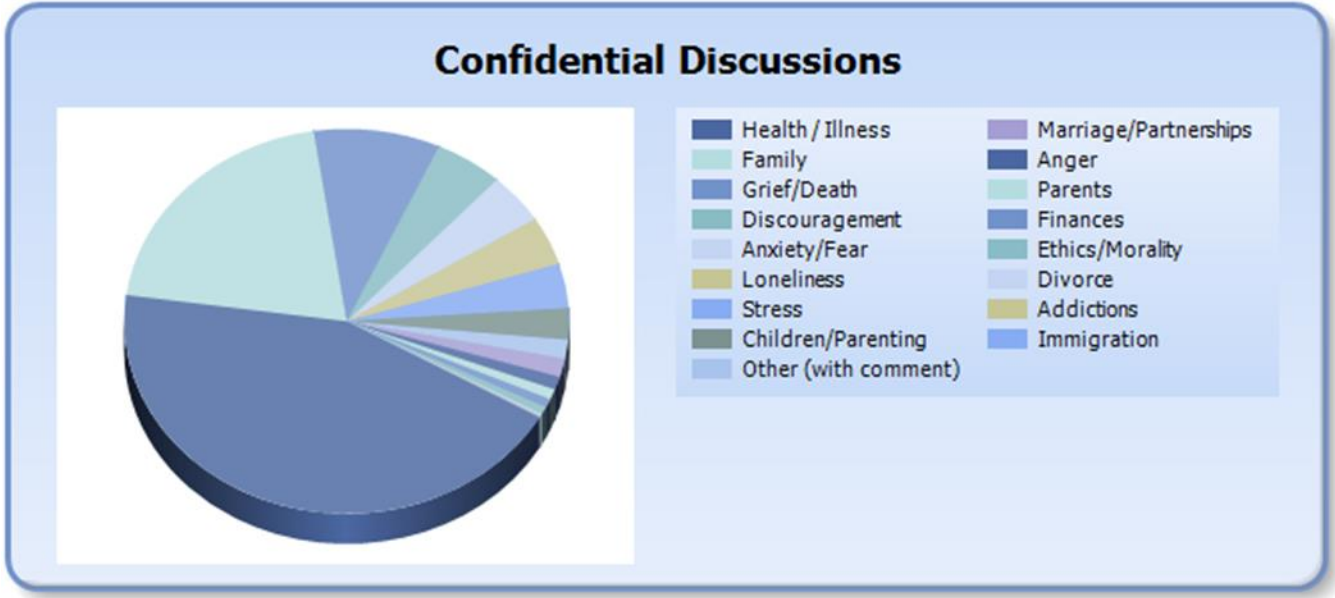
<u>Meetings Attended</u>	<u>Activities</u>	<u>Attendees</u>
Project Meeting	18	751
Report Review	8	61
Start-Up	4	58
WorkLife Growth Series	10	181
Total Meetings Attended	40	1051

<u>Special Activity</u>	<u>Activities</u>	<u>Attendees</u>
Company Sponsored Event	12	475
Project Meeting	3	98
Birthday Recognition	25	315
Retirement Party	2	200
Home Dedication	2	43
Baby/Wedding Shower	1	40
Total Special Activity	45	1171

<u>Funeral</u>	<u>Activities</u>
Total Funeral	81

<u>Crisis Event</u>	<u>Activities</u>
Death	12
Medical Emergency	22
Family Personal Emergency	18
Suicide Prevention	10
Suicide	2
Total Crisis Events	64

<u>Confidential Discussions</u>	<u>Short Discussions</u>	<u>Long Discussions</u>	<u>Total</u>	<u>Percent</u>
Health / Illness	224	165		43.84%
Family	178	92		20.44%
Grief/Death	151	80		9.19%
Discouragement	148	79		5.01%
Anxiety/Fear	132	68		4.25%
Loneliness	135	65		4.10%
Stress	129	60		3.73%
Children/Parenting	120	58		2.64%
Other (with comment)	110	57		1.61%
Marriage/Partnerships	105	55		1.54%
Anger	100	49		1.09%
Parents	90	45		0.88%
Finances	82	36		0.71%
Ethics/Morality	75	21		0.65%
Divorce	65	19		0.17%
Addictions	50	16		0.09%
Total	1894	965		



MyChap App:

